

JONWAI


PET-SERIES

**PET INJECTION
MOLDING MACHINE**



JON WAI PET PREFORM MOLDING TURKEY SYSTEM

JON WAI PET preform molding turkey system is specially-designed to meet the ever-demanding PET applications. The PET-series offer a complete package for the production of PET preform, based on the simple economic and in-line screw design for easy-to-operate. The usage field of PET-series is wide and suitable for wide mouth jars, vast and 5-gallon bottles, cosmetic bottles, distilled and mineral water bottles, edible oil bottles, and carbonated drinks bottle.



• The PET-series

Allow major equipment, namely injection molding machine, hot-runner-mold, robotic handling system, granule drying system, recirculating air conditioning for the mold, and refrigeration system. The PET-series provide a wide range of cavities ranging from 4 to 48.



The PET System Components

- The PET preform machine consists of three basic components:

- Preform injection unit
- Preform mold
- Preform serve robot



- The PET system is a turnkey production system including all auxiliary components for PET preform production.

- Resin dryer
- Dehumidifier
- Chiller
- Mold sweat protector
- Downstream automation




- Prefrom System Advantages

- Low acetaldehyde (A.A) levels for best preform quality.
- Wide range application to meet your production needs.
- Economic and easy-to-play for your production.


- Valve-gated balance hot-runner mold
The perform molds are designed to provide the following benefits:

- Interchangeability of components
- Pneumatic actuated value gate for simultaneous high-speed open and close motion.
- Reduced dissipation.
- Flow balanced hot-runner system
- Low Acetaldehyde (A.A) level.
- Individually temperature control nozzles.
- Energy efficient manifolds.



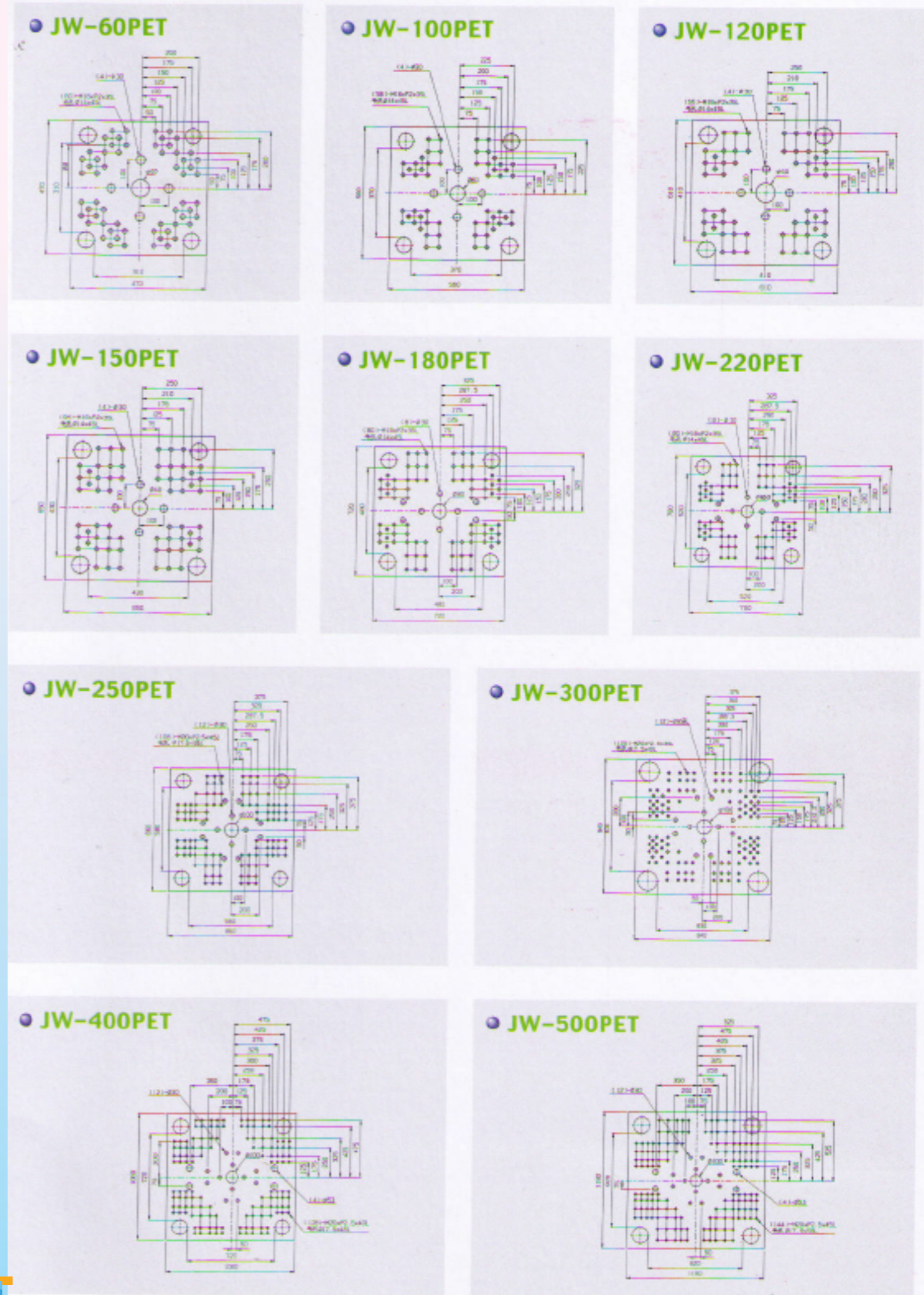
- Machine Features

- Special screw designed are benefits for plasticizing.
- An optional choice of screw diameter is wide and suitable for production needs.
- The injection piston with twin-end support can enhance the linear ability of movement.
- The sliding guide-bars design with two-cylinders ensure the nozzle center on line.
- The toggle clamping system, with the enhanced and thickened platens of Box-like structure, can lower deformation and eccentricity, and increase the structure rigidity and reliability.
- The latest friendly computer control system with LCD display screen.



PET

MODEL		JW-120PET	JW-150PET	JW-180PET	JW-220PET	JW-250PET	JW-300PET	JW-400PET	JW-500PET
SCREW DIAMETER	mm	38	42	50	55	60	65	70	75
SHOT SIZE	gr	212	306	520	681	874	1135	1530	2001
INJECTION PRESSURE	kg/cm ²	2443	2321	2499	2483	2307	2172	2177	2369
CLAMPING FORCE	ton	120	150	180	220	250	300	400	500
CLAMP STROKE	mm	360	400	450	500	550	600	700	800
MOLD HEIGHT	mm	150~400	150~450	150~550	150~550	220~650	220~700	280~760	300~900
DISTANCE BETWEEN TIE-RODS	mm	410x410	430x430	480x480	520x520	580x580	630x630	720x720	820x820
MOTOR RATED	HP	25	30	40	50	50	60	60	80
MACHINE DIMENSIONS	M	4.62x1.28x1.73	5.08x1.32x1.79	5.67x1.42x1.86	6.07x1.5x1.93	6.57x1.58x2.06	7.3x1.7x2.1	8x1.8x2.3	8.9x1.9x2.5





JONWAI

Jon Wai Machinery Works Co., Ltd.

Office : 11F-3, No. 30, Sec. 3, Chung Shan N. Road,
Taipei, Taiwan.

Tel: 886-2-25954867 Fax: 886-2-25932358

E-Mail : jonwai.mc@msa.hinet.net

Factory : No. 5, Taying, Taying Village,

Hsin Shih Shiang, Tainan Hsien, Taiwan.

Tel: 886-6-5999321 Fax: 886-6-5999153

jonwai.tw@msa.hinet.net